

Figure 1: Schematic drawings of the home-built ALD/ALE reactor. a) Overview image showing the whole reactor. b) cross-section front view image of the reactor showing how the sample holder can be mounted vertically or horizontally against the back flange of the vessel.



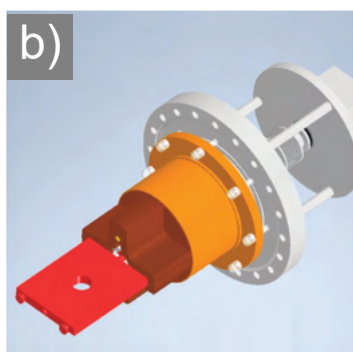



Figure 2: The sample holder can be mounted horizontally (a,b) and vertically (c,d) against the back flange of the reactor. a,c) photos showing a sample holder mounted in a) horizontal configuration and c) vertical configuration, and b,d) showing schematic drawings of the sample mount in horizontal and vertical configuration, respectively.




Figure 3: Photo showing an overview of the whole reactor