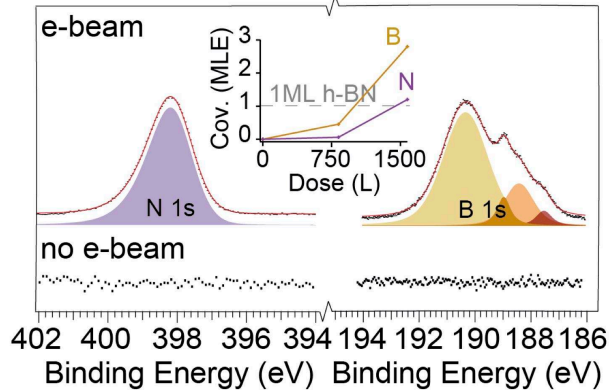



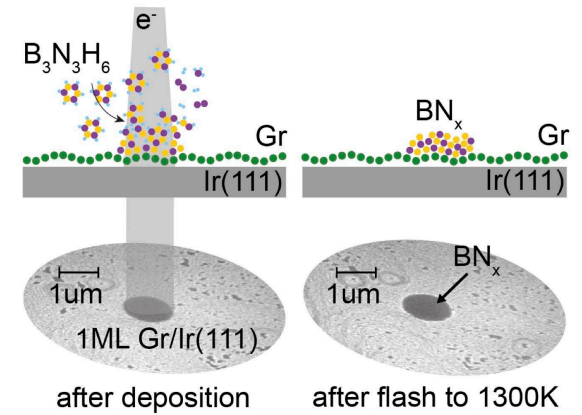
Behind the scenes of Electron Induced Deposition of Amorphous-BN_x on Graphene

A surface science study


X-Ray Photoemission Spectroscopy: decomposition and adsorption of the precursor molecule



Low Energy Electron Microscopy: spatial control over deposition



Scanning Tunneling microscopy: evolution of the smaller adsorbates



Temperature increase