

Supplementary Figures for ALD2019 abstract

“As deposited epitaxial LaNiO_3 and $\text{La}(\text{Ni,Cu})\text{O}_x$ with controllable electric properties”

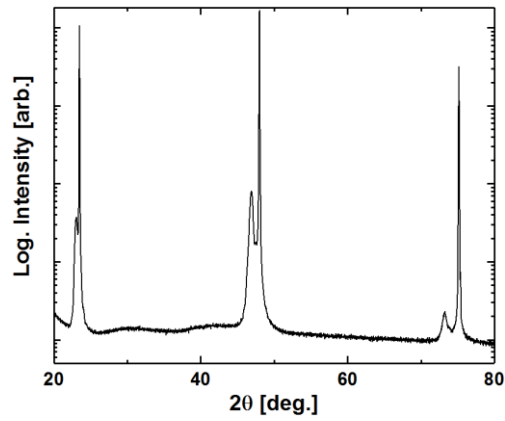


Figure 1: XRD of as deposited LaNiO_3 at 225 °C, showing excellent orientation and crystallinity.

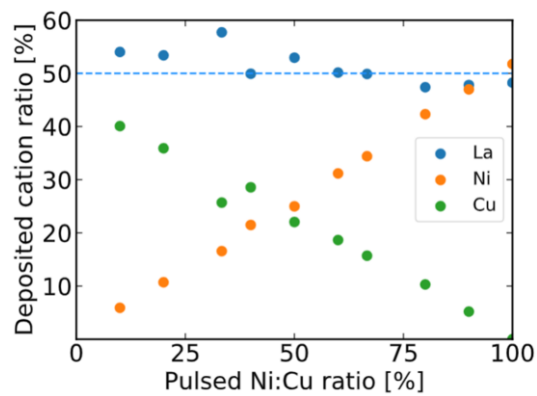


Figure 2: Extreme compositional control in the $\text{La}(\text{Ni,Cu})\text{O}_x$ -system, showing how we can reach any composition in the LaNiO_3 - LaCuO_3 system.

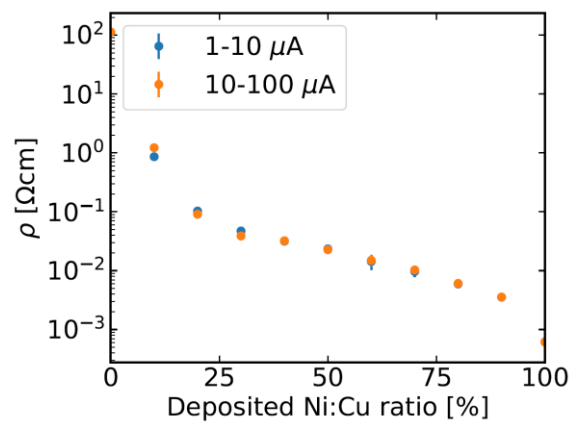


Figure 3: Specific resistivities in the LaNiO_3 - LaCuO_3 series, showing how the electronic properties evolves with increasing copper substitution.